



# FALLOW DEER

## How To Draw a Deer

1.




2.




### What You'll Need.

Paper & pencil, Eraser, Colouring pencils or paints

3.



4.



## Step By Step

1. Draw 3 circles very lightly with your pencil.
2. Join up the circles with a body and neck. Next, add legs, ears, a snout and antlers.
3. Now apply the detail. Start with the head, draw in the eyes and nose. Add shape to the antlers. Don't forget the hooves!
4. Time for colour to bring it to life. Fallow Deers are a pale gingery-brown with a lighter chest and white spots on their backs.

## About

The fallow deer is an elegant, medium-sized deer, with a typically spotted coat. Males have broad, palmate antlers. During the autumnal breeding season, known as the 'rut', males make a loud belly belch to proclaim their territory and fight over the females. This display may involve groaning and stylised walking, but often results in dangerous, physical contact as they lock antlers. The resulting fawns are born the following summer.

Fallow deer prefer deciduous or mixed woodland with large clearings, typically living in herds. They are also common in many deer parks throughout the country. They eat grasses and herbs, and will browse young, broadleaf trees.

## Fact File

Length: 1.3-1.8m  
Shoulder height: 0.5-1m  
Weight: 31-93kg  
Average lifespan: 8-16 years  
Conservation status  
Introduced species.  
First records during Roman occupation, reintroduced by the Normans now considered naturalised species.  
Protected in the UK under the Deer Act 1991.  
When to see January to December

## Terminology

Herd of deer  
Female Deer - doe  
Male Deer - buck  
Young Deer - fawn

